

T A N C O  
S I L A G E G R A B S

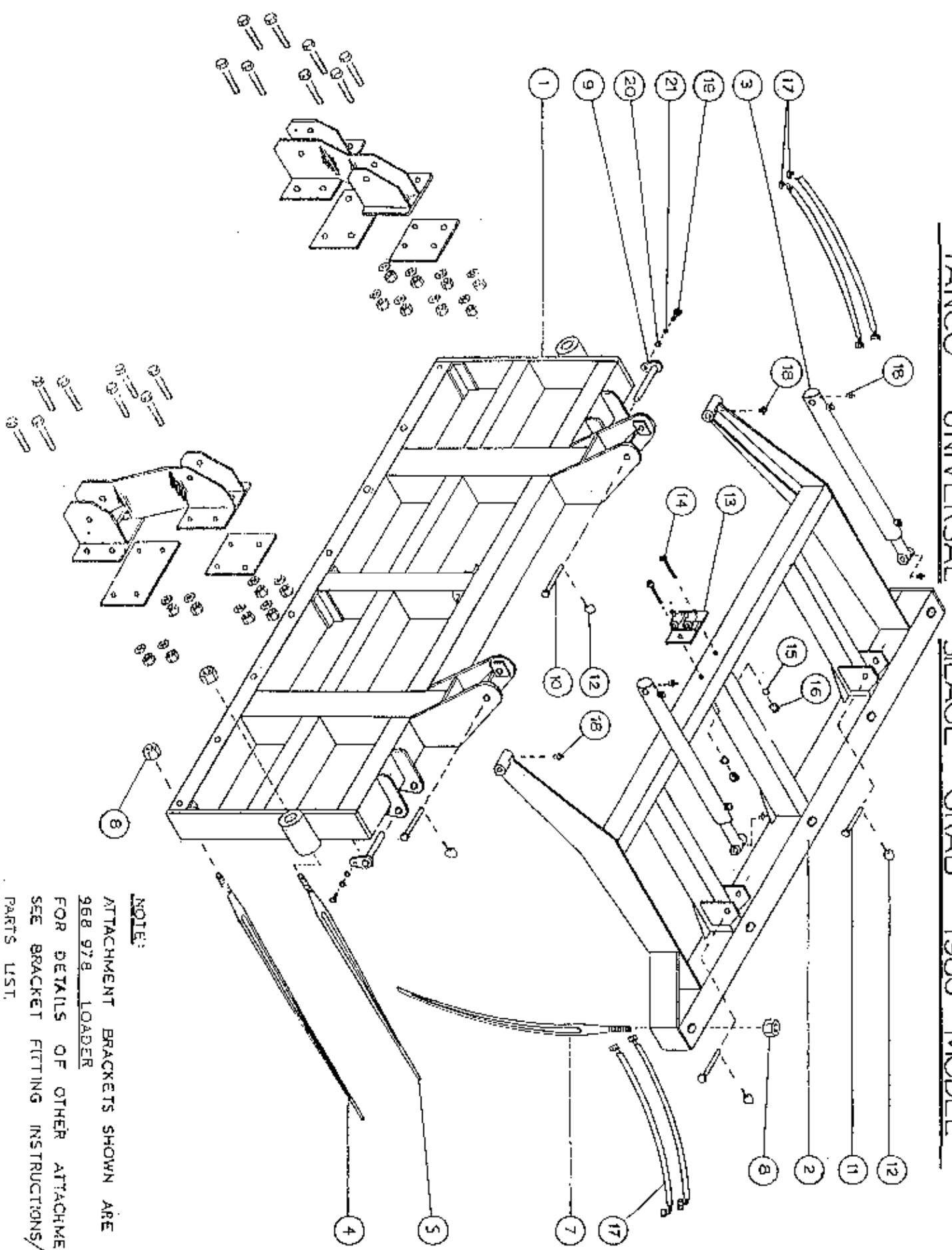
WI01-M0895

MAINTENANCE AND OPERATION MANUAL  
PARTS LIST

When ordering spare parts it is essential to give the following information, failure to do so can lead to delay and liability for a handling charge on delivery of the wrong parts.

- 1: Serial No. of Silage Grab.
- 2: Model of Silage Grab.
- 3: Part No. and Prefix.
- 4: Part description.
- 5: Quantity required of each part.
- 6: Make, year and model of loader.
- 7: Make, year and model of tractor.

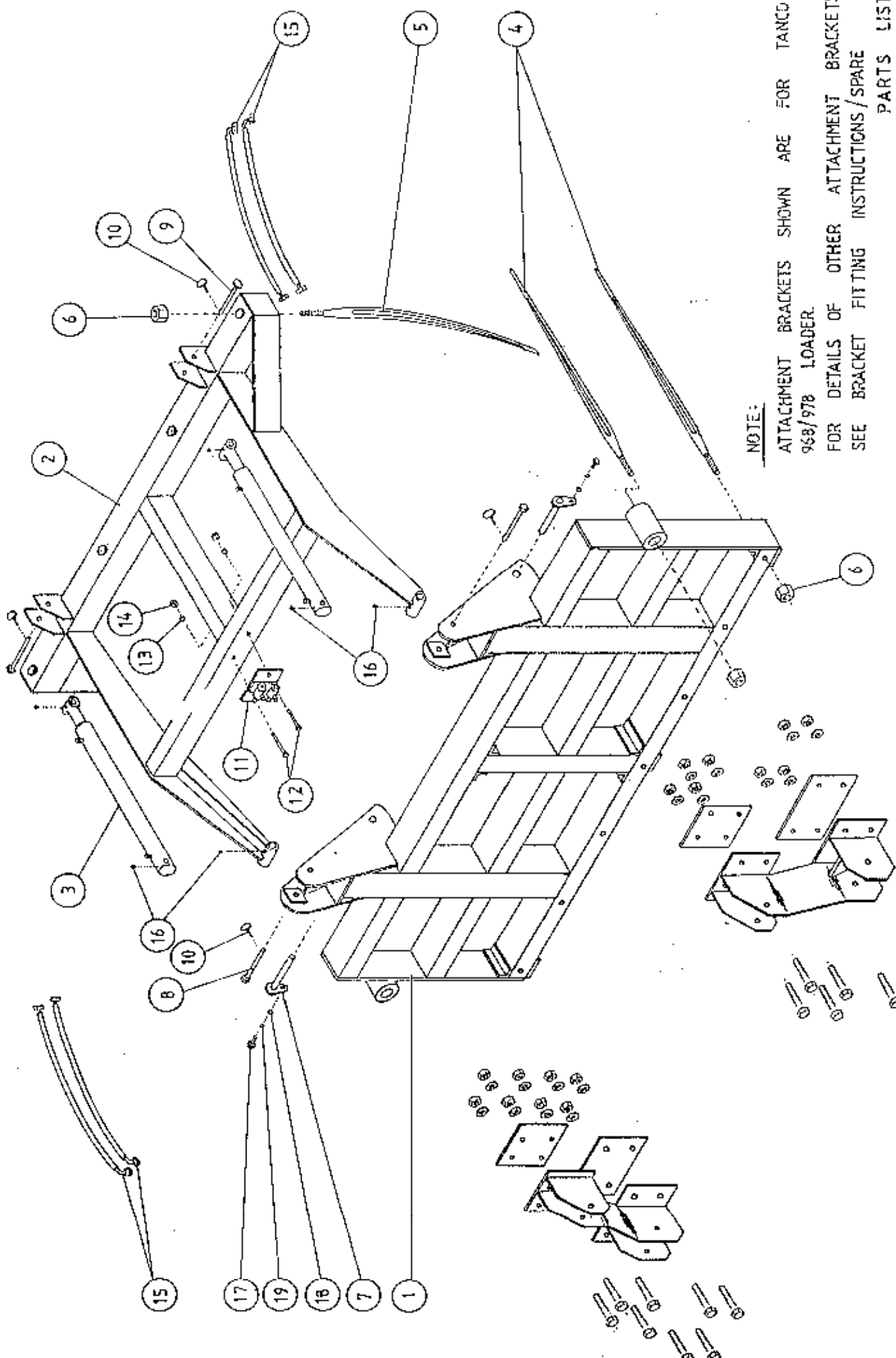
LANCO UNIVERSAL SLAGE GRAB 1986 MODEL



**NOTE:**

ATTACHMENT BRACKETS SHOWN ARE FOR LANCO  
 968 978 LOADER  
 FOR DETAILS OF OTHER ATTACHMENT BRACKETS  
 SEE BRACKET FITTING INSTRUCTIONS/SPARE  
 PARTS LIST.

TANCO VARI - SILAGE GRAB

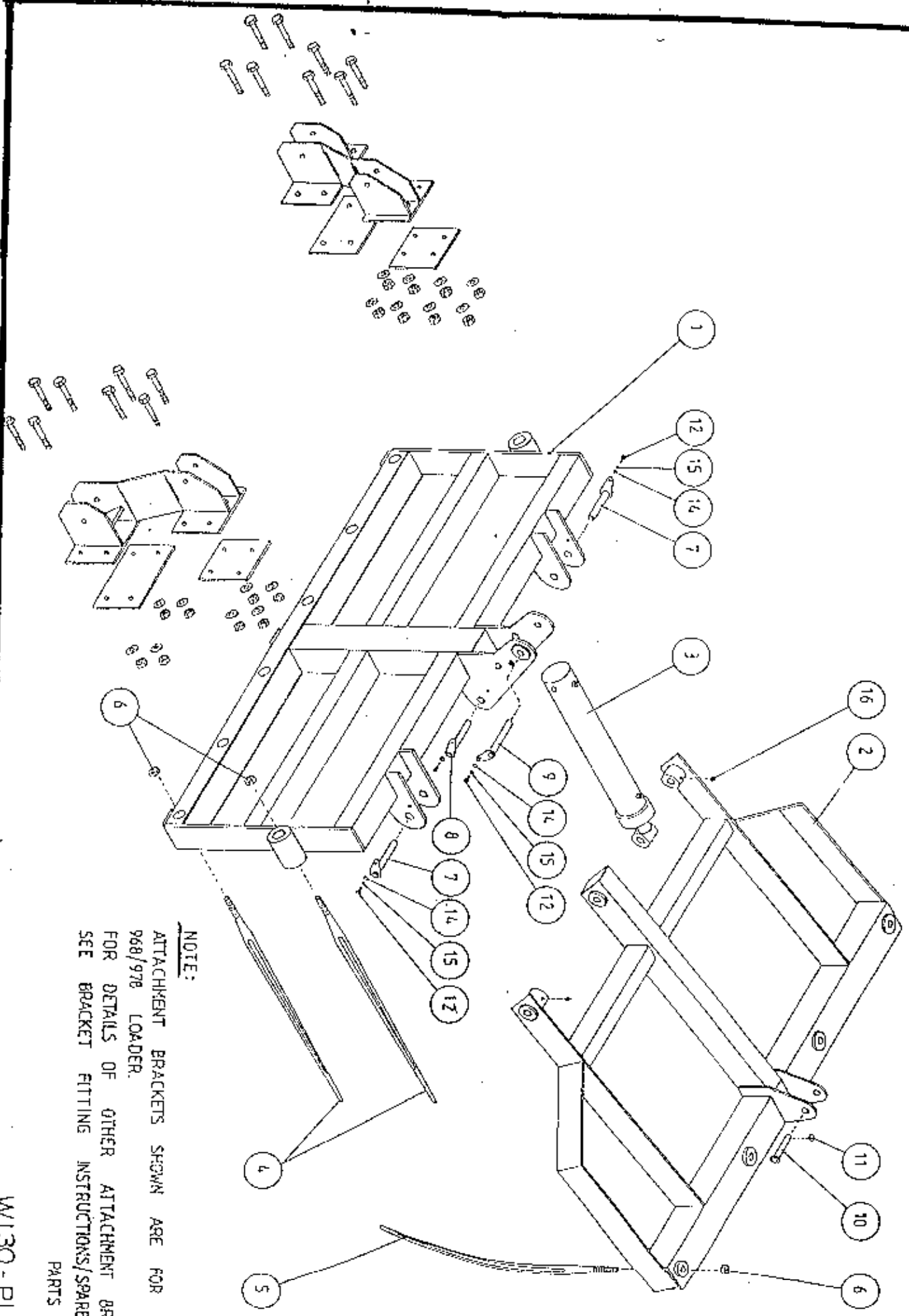


NOTE:

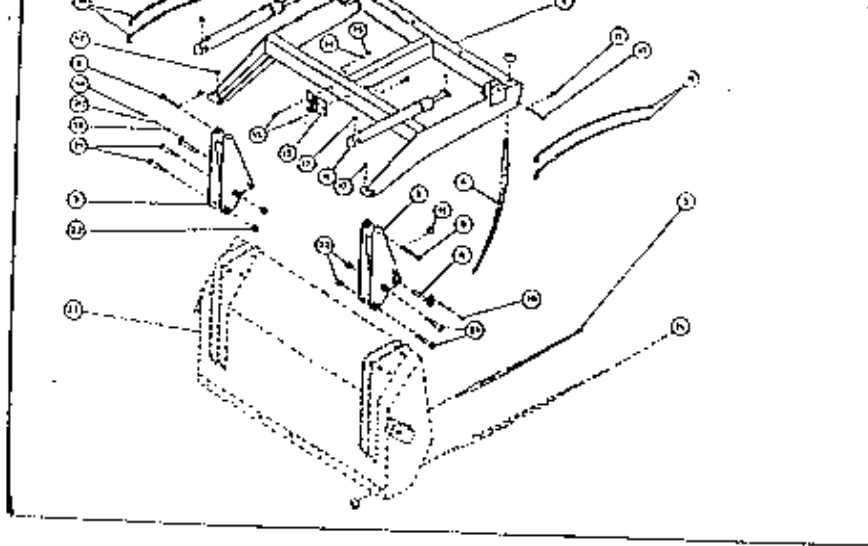
ATTACHMENT BRACKETS SHOWN ARE FOR TANCO  
 968/978 LOADER.  
 FOR DETAILS OF OTHER ATTACHMENT BRACKETS.  
 SEE BRACKET FITTING INSTRUCTIONS/SPARE  
 PARTS LIST.

**TANCO MONO SILAGE GRAB  
PARTS LIST**

ITEM	DESCRIPTION	QTY	PART NO.
1	MAIN FRAME ASSEMBLY	1	WI30-MF
2	GRAB SECTION ASSY.	1	WI30-TP
3	HYD. RAM D/A 2 5/8 BORE	1	Z01-01-DA688
4	H.D. TINES * 660mm (25") LONG	8	Z001-04
5	CURVED TINES * 660mm (26") LONG	4	Z001-181
6	TINE NUTS	12	Z001-241
7	OUTER MAIN PIVOT PINS	2	Z03-01-797
8	CNTR MAIN PIVOT PIN C/W GR.NIP.	1	Z03-01-905
9	BTM. RAM PIVOT PIN C/W GR.NIP.	1	Z03-01-796
10	TOP RAM PIVOT PIN	1	Z03-03-50
11	11mm (7/16") DIA. LINCH PIN	1	Z03-22-06
12	M10 * 25mm LONG HEX BOLT	4	Z26S-061
14	M10 DIA. FLAT WASHER	4	Z11-02-10
15	M10 DIA. SPRING WASHER	4	Z12-02-10
16	1/8" B.S.P. GREASE NIPPLE	2	Z39-60



NOTE:  
ATTACHMENT BRACKETS SHOWN ARE FOR TANCO  
968/978 LOADER.  
FOR DETAILS OF OTHER ATTACHMENT BRACKETS  
SEE BRACKET FITTING INSTRUCTIONS/SPARE  
PARTS LIST.



ITEM	DESCRIPTION	PART NO.	QTY
1	GRAB MAIN FRAME	611/968	1
2	MAIN PIVOT BRKT ASSY. R.H.S.	612/968	1
3	MAIN PIVOT BRKT ASSY. L.H.S.	850/968	1
4	GRAB RAMS	Z01-01-DA688	2
5	FORK SIDE TINE H.D. C/W NUT	Z001-04	2
6	CURVED GRAB TINE C/W NUT 26"	Z001-181	4
8	GRAB PIVOT PINS	Z03-01-797	2
9	RAM LONG PIVOT PIN	Z03-04-74	2
10	RAM SHORT PIVOT PIN	Z03-04-73	2
11	11mm (7/16") LINCH PINS	Z03-22-06	4
12	TEE PIECE ASSY.	700/968	1
13	M6 HEX HD. BOLT X 55mm	Z26B-027	2
14	6mm FLAT WASHER	Z11-02-06	2
15	M6 LOCKNUT	Z23-06	2
16	24" ST/90 HOSE	Z38-R2-24-S9	4
17	" B.S.P. ST. GREASE NIPPLE	Z39-60	6
18	M10 HEX HD.SET X 20mm	Z26S-060	2
19	10mm FLAT WASHER	Z11-02-10	2
20	10mm SPRING WASHER	Z12-02-10	2
21	" U.N.C. HEX HD H/T BOLT X 4 "LG.	Z27B-142	4
22	" U.N.C. NYLOC NUT	Z19-10	4
23	MANURE FORK MAIN FRAME	450/968	1
24	FORK TINE C/W NUT	Z001-06	7

**TANCO VARI-SILAGE GRAB  
PARTS LIST**

ITEM	DESCRIPTION	QTY	PART NO.
1	FORK MAIN FRAME	1	WI20-MF
2	GRAB MAIN FRAME	1	WI20-TP
3	GRAB RAMS	2	Z01-01-DA688
4	H.D. TINES C/W NUT	9	Z001-04
5	CURVED GRAB TINE C/W NUT 26"	4	Z001-181
7	GRAB PIVOT PINS	2	Z01-01-797
8	RAM LONG PIVOT PINS	2	Z03-04-74
9	RAM SHORT PIVOT PINS	2	Z01-04-73
10	11mm (7/16") LINCH PINS	4	Z03-22-06
11	TEE PIECE ASSY.	1	WA57-ADP
12	M6 HEX HD. BOLTS * 55mm	2	Z26B-027
13	6mm FLAT WASHERS	2	Z11-02-06
14	M6 LOCKNUT	2	Z23-06
15	24" ST/90 HOSE	4	Z3B-R2-24-S9
16	1/8" B.S.P. ST. GREASE NIPPLE	6	Z39-60
17	M10 HEX HD. SET * 20mm	2	Z26S-060
18	10mm FLAT WASHER	2	Z11-02-10
19	10mm SPRING WASHER	2	Z12-02-10

**TANCO MAXI (1000) SILAGE GRAB  
PARTS LIST**

ITEM	DESCRIPTION	QTY	PART NO.
1	FORK MAIN FRAME	1	WN75-MF
2	GRAB MAIN FRAME	1	WN75-TP
3	GRAB RAMS	2	Z01-01-DA688
4	FORK BTM. TINE H.D. * 810mm (32")	10	Z001-06
5	FORK SIDE TINE H.D. * 660mm (26")	2	Z001-04
6	OPTN. FAK SIDE TINE H.D. C/W NUT	2	Z001-04
7	CURVED GRAB TINE C/W NUT	7	Z001-18
9	GRAB PIVOT PINS	2	Z03-01-797
10	RAM LONG PIVOT PINS	2	Z03-04-74
11	RAM SHORT PIVOT PINS	2	Z03-04-73
12	11mm (7/16") LINCH PINS	4	Z03-22-06
13	TEE PIECE ASSY	1	WA57-ADP
14	M6 HEX HD. BOLT * 55mm	2	Z26B-027
15	6MM FLAT WASHER	2	Z11-02-06
16	M6 LOCKNUT	2	Z23-06
17	24" ST/90 HOSE	4	Z38-R2-24-S9
18	1/8" B.S.P. ST. GREASE NIPPLE	6	Z39-60
19	M10 HEX HD. SET * 20mm	2	Z26S-060
20	10mm FLAT WASHER	2	Z11-02-10
21	10mm SPRING WASHER	2	Z12-02-10



**NO.1 SPOOL VALVE KIT**

QTY	DESCRIPTION	PART NO.
1	D.A. Slice for Spool valve c/w Service Line Relief	Z01-03-14
3	Tie Bolts '103'	Z01-03-43
2	" X " M/M Adaptors	Z01-06-06-08
2	" Dowty Washers	Z01-04-03
4	" Quick Release Couplings Comp.	Z01-15-06
4	" x " M/M adaptors	Z01-06-06-06
4	" x " Bulkhead adaptors	Z01-06-05-06
8	" Dowty washers	Z01-04-02
2	72" " D/Wire Hoses St/90	Z38-R2-72-S9
2	36" " D/Wire Hoses St/90	Z38-R2-36-S9
2	24" " D/Wire Hoses St/90	Z38-R2-24-S9
2	96" " D/Wire Hoses St/90 (Re-usable fittings)	Z38-R2-96-RU
2	12mm Steel pipe x 70" long c/w fittings	Z01-02-01
3	Twin Clamps Complete Transfers Fitting Instructions Copy of Kitting List	

**THIS PACKING SLIP MUST BE RETURNED WITH ANY CLAIM FOR SHORTAGES**